



CAPTAIN POLYPLAST LTD.

REGD.OFFICE : UL-25, Royal Complex, Bhutkhana Chowk, Dhebar Road, Rajkot-360 002 (Guj.) India. Tele : +91-9909035390, +91-9909035391
H.O. & WORKS : Survey No. 267, Plot No. 10A, 10B & 11, N.H. No. 27, SHAPAR (Veraval), Dist. Rajkot-360 024 (Gujarat) India. Telefax : +91-2827-253006, 252056
web : www.captainpolyplast.com | e-mail : info@captainpolyplast.in
CIN NO. : L25209GJ1997PLC031985

Date: JUNE 15, 2021

To,

Department of Corporate Services

BSE Limited,
Phiroze Jeejeebhoy Towers
Dalal Street
Mumbai-400 001

Reg: Captain Polyplast Limited (Scrip Code: 536974/Scrip ID:CPL)

Sub: Outcome of board meeting dated JUNE 15, 2021

Dear Sir/Madam,

This is further to our letter dated 3rd JUNE, 2021, wherein we had intimated to the Exchange, the date of Board Meeting for consideration of Audited Standalone and Consolidated Financial Results for the quarter and financial year ended 31st March, 2021. Pursuant to the Securities and Exchange Board of India (Listing Obligations and Disclosure Requirements) Regulations, 2015, this is to inform you that the Board of Directors in their meeting held today have:

- approved the standalone and consolidated financial results for the quarter and financial year ended 31st March, 2021
- Recommended a final dividend @2 % per share (i.e. Rs.0.04 /- (4 Paise per share) for the financial year ended 31st March, 2021 on Equity Shares of Re. 2/- each.
- The Auditors of the Company, M/s. S.V.K. & ASSOCIATES , Chartered Accountants, have issued the Audit Reports for Standalone and Consolidated Financial Statements for the financial year ended 31st March, 2021 with an unmodified opinion.

AN ISO 9001:2015 COMPANY

MFG.: DRIP, SPRINKLER & MINI SPRINKLER IRRIGATION SYSTEM



CAPTAIN POLYPLAST LTD.

REGD.OFFICE : UL-25, Royal Complex, Bhutkhana Chowk, Dhebar Road, Rajkot-360 002 (Guj.) India. Tele : +91-9909035390, +91-9909035391
H.O. & WORKS : Survey No. 267, Plot No. 10A, 10B & 11, N.H. No. 27, SHAPAR (Veraval), Dist. Rajkot-360 024 (Gujarat) India. Telefax : +91-2827-253006, 252056
web : www.captainpolyplast.com | e-mail : info@captainpolyplast.in
CIN NO. : L25209GJ1997PLC031985

- Further as per the report of Audit Committee , board has considered reappointment of M/s. S.V.K. & ASSOCIATES , Chartered Accountants, for second term of five years (F.Y. 2021-22 TO F.Y. 2025-26) , subject to approval in upcoming AGM.

We shall inform the exchanges in due course, the date on which the Company will hold the Annual General Meeting for the year ended 31st March, 2021 and the dates of book closure and record date for the purpose of determination of entitlement for the final dividend including the date from which dividend, if approved by shareholders, will be paid.

You are requested to take the above information on your record.

FOR, CAPTAIN POLYPLAST LIMITED


RAMESH KHICHADIA
DIN NO.: 00087859
(MANAGING DIRECTOR)

ENCL: copy of the Audited Standalone and Consolidated Financial Results of the Company for the financial year ended 31st March, 2021 along with the copy of the Auditor's Report

AN ISO 9001:2015 COMPANY

MFG.: DRIP, SPRINKLER & MINI SPRINKLER IRRIGATION SYSTEM

CAPTAIN POLYPLAST LTD.

Regd. Office : UL 25, Royal Complex, Bhutkhana Chowk, Dhebar Road, Rajkot - 360 002 (Gujarat)

Phone : +91-9909035390

E-mail : info@captainpolyplast.com

CIN : L25209GJ1997PLC031985

STATEMENT OF STANDALONE FINANCIAL RESULTS FOR THE QUARTER AND YEAR ENDED 31ST MARCH, 2021

(Rs. In Lacs)

Sr. No.	Particulars	Standalone				
		Quarter Ended			Year ended	Year ended
		31/03/2021	31/12/2020	31/03/2020	31/03/2021	31/03/2020
		Audited	Unaudited	Audited	Audited	Audited
1	Revenue from Operation :					
	a) Net sales/income from Operation	6,354.32	3,893.31	4,860.12	17,440.12	18,195.52
	b) Other Operating Income	80.13	75.32	78.69	365.80	427.11
	c) Other Income	47.98	21.40	73.88	107.74	331.23
	Total Revenue	6,482.44	3,990.02	5,012.69	17,913.66	18,953.86
2	Expenses :					
	a) Cost of Materials Consumed	4,140.06	2,678.73	2,547.76	11,539.11	11,518.61
	b) Change in inventories of finished goods, Work-in-progress & Stock-in-trade	355.19	(181.24)	330.05	(21.35)	(198.20)
	c) Employees benefit expenses	245.46	240.31	291.46	991.06	1,090.03
	d) Finance Costs	296.45	242.76	288.25	1,008.47	1,010.08
	d) Depreciation and amortisation Exp.	117.96	101.22	107.11	416.37	421.56
	e) Other Expenses	951.52	672.07	1,049.19	2,736.63	3,388.75
	Total Expenses	6,106.64	3,753.85	4,613.83	16,670.29	17,230.82
3	Profit / (Loss) Before Tax	375.80	236.18	398.86	1,243.37	1,723.04
4	Tax Expenses					
	Current Tax - Pertaining to Current Year	113.02	63.67	107.40	342.96	462.41
	Current Tax - Pertaining to Prior Year	7.31	-	-	7.31	17.75
	Deferred Tax	(3.16)	(5.05)	(4.13)	(11.47)	(16.94)
	Total Tax Expenses	117.18	58.62	103.27	338.80	463.22
5	Net Profit / (Loss) for the Period	258.62	177.56	295.59	904.57	1,259.83
6	Other Comprehensive Income, net of income tax					
	a) i) items that will not be reclassified to profit and loss					
	- Remeasurement of the Defined Benefit (Liabilities) / Assets	(2.58)	(8.51)	(6.31)	(11.28)	(21.24)
	- Equity Instruments through Other Comprehensive Income	(1.48)	9.83	2.73	23.36	13.66
	ii) income tax relating to items that will not be reclassified to profit and loss	1.02	(0.33)	0.90	-3.04	1.91
	b) i) items that will be reclassified to profit and loss	-	-	-	-	-
	ii) income tax relating to items that will be reclassified to profit and loss	-	-	-	-	-
	Total Other Comprehensive Income, net of income tax	(3.03)	0.99	(2.68)	9.04	(5.67)
7	Total Comprehensive Income for the Period (5+6)	255.59	178.55	292.91	913.61	1,254.16
8	Paid-up equity share capital	1,007.58	1,007.58	1,007.58	1,007.58	1,007.58
9	Reserves (Excluding Revaluation Reserves & Government Grant)	5,223.58	4,988.14	4,330.12	5,223.58	4,330.12
10	Earnings Per Share (EPS) not annualized (FV. Rs. 2/- each)					
	a) Basic (in Rs.)	0.51	0.35	0.58	1.81	2.49
	b) Diluted (in Rs.)	0.51	0.35	0.58	1.81	2.49
	See complying note to the Financial Results					

Notes :

- 1 The above Audited Standalone Financial Results have been reviewed by the Audit Committee and approved by the Board of Directors at its meeting held on 15th June, 2021.
- 2 The Above Financial Results have been prepared in accordance with the applicable Indian Accounting Standards as prescribed u/s. 133 of the Companies Act, 2013 read with rule 3 of the Companies (Indian Accounting Standards) Rules, 2015 as amended and other recognized accounting practices and policies to the extent applicable.



CAPTAIN POLYPLAST LTD.

Regd. Office : UL 25, Royal Complex, Bhutkhana Chowk, Dhebar Road, Rajkot - 360 002 (Gujarat)
Phone : +91-9909035390

E-mail : info@captainpolyplast.com

CIN : L25209GJ1997PLC031985

STATEMENT OF STANDALONE FINANCIAL RESULTS FOR THE QUARTER AND YEAR ENDED 31ST MARCH, 2021

- 3 The Company has only two reportable segments as per IND As 108 i.e.
Segment 1) Manufacturing of Micro Irrigation Systems & Allied Products
Segment 2) DCA cum CS of Indian Oil Corporation Ltd. (IOCL) - Polymer Business

(Rs. In Lacs)

Sr. No.	Particulars	Standalone	
		Year Ended	Year Ended
		31/03/2021	31/03/2020
		Audited	Audited
	Segment Revenue		
	Segment 1	17,574.42	18,395.39
	Segment 2	339.24	558.47
	Total Revenue	17,913.66	18,953.86
	Segment Results (Profit Before Tax)		
	Segment 1	1,284.82	1,567.94
	Segment 2	(41.45)	155.11
	Total Profit Before Tax	1,243.37	1,723.04
	Segment Assets		
	Segment 1	18,158.00	16,974.73
	Segment 2	2,346.26	3,637.50
	Unallocable	580.48	545.65
	Total	21,084.74	21,157.88
	Segment Liabilities		
	Segment 1	9,824.15	10,651.88
	Segment 2	4,590.90	4,620.12
	Unallocable	438.54	548.18
	Total	14,853.59	15,820.18

- 4 The outbreak of corona virus (Covid-19) pandemic globally and in India is causing significant disturbance and slowdown of economic activity. The company has evaluated impact of this pandemic on its business operations. Based on the review and current indicators of future economic conditions, as on current date, the Company has concluded that the impact of Covid-19 is not material based on these estimates. Due to the nature of pandemic, the Company will continue to monitor developments to identify significant uncertainties in future periods, if any.

- 5 The above Financial Results are also available on our website www.captainpolyplast.com and stock exchange website www.bseindia.com.

- 6 The status of investor complaints received by the Company is as follows:
Pending at start of the quarter as on January 1, 2021 : NIL
Received during the quarter from January 1, 2021 to March 31, 2021 : NIL
Disposed during the quarter from January 1, 2021 to March 31, 2021 : NIL
Pending as on March 31, 2021 : NIL

- 7 Previous periods / years' figures have been re-grouped / re-classified, where necessary to make it comparable with the current period.

For, Captain Polyplast Ltd.

(Ramesh Khichadia)
Managing Director
DIN - 00087859



Place : Rajkot
Date : 15th June, 2021

CAPTAIN POLYPLAST LTD.

BALANCE SHEET AS AT 31ST MARCH, 2021 (STANDALONE)

(Rs. In Lacs)

PARTICULARS	Note No.	As At 31-03-2021 Rupees	As At 31-03-2020 Rupees
I. ASSETS :			
1. NON-CURRENT ASSETS :			
(a) Property, Plant & Equipment		1,535.25	1,676.70
(b) Capital Work In Progress		33.00	-
(c) Right of Use of Assets		230.40	182.89
(d) Investments accounted for using Equity Method		152.08	152.08
Sub Total		1,950.73	2,011.67
Financial Assets			
(a) Investments		392.91	369.56
Sub Total		392.91	369.56
Deferred Tax Assets			
		35.49	24.02
Other Non Current Assets			
(a) Long Term Loans & Advances		488.15	502.66
Sub Total		488.15	502.66
TOTAL NON-CURRENT ASSETS		2,867.28	2,907.91
2. CURRENT ASSETS :			
Inventories		3,335.97	3,262.45
Sub Total		3,335.97	3,262.45
Financial Assets			
(a) Trade Receivables		11,217.34	9,475.83
(b) Cash and Cash Equivalents		2.22	17.13
(c) Bank Balances other than Cash and Cash Equivalents		245.41	307.82
Sub Total		11,464.97	9,800.78
Other Current Assets			
(a) Short-term Loans and Advances		1,101.42	1,423.30
(b) Other Current Assets		2,315.10	3,763.44
Sub Total		3,416.52	5,186.75
TOTAL CURRENT ASSETS		18,217.46	18,249.97
TOTAL ASSETS		21,084.74	21,157.88



CAPTAIN POLYPLAST LTD.

BALANCE SHEET AS AT 31ST MARCH, 2021 (STANDALONE)


(Rs. In Lacs)

PARTICULARS	Note No.	As At 31-03-2021 Rupees	As At 31-03-2020 Rupees
II. EQUITY AND LIABILITIES :			
EQUITY			
Equity Share capital		1,007.58	1,007.58
Other Equity			
(a) Reserves and surplus		5,223.58	4,330.12
Equity attributable to Owners		<u>6,231.15</u>	<u>5,337.70</u>
TOTAL EQUITY		6,231.15	5,337.70
LIABILITIES			
NON-CURRENT LIABILITIES :			
Financial Liabilities			
- Borrowings		1,880.88	880.31
Sub Total		<u>1,880.88</u>	<u>880.31</u>
Government Grants		-	17.64
Other Non Current Liabilities (Financial Lease Liability)		234.25	189.44
Sub Total		<u>234.25</u>	<u>207.07</u>
TOTAL NON-CURRENT LIABILITIES		2,115.12	1,087.38
CURRENT LIABILITIES :			
Financial Liabilities			
(a) Short-Term Borrowings		6,302.96	6,237.73
(b) Trade Payables			
Total Outstanding Dues of Micro Enterprises & Small Enterprises		411.02	1,227.20
Total Outstanding Dues of Creditors other than Micro Enterprises & Small Enterprises		3,425.73	5,438.70
(c) Other Financial Liabilities		469.36	360.05
Sub Total		<u>10,609.08</u>	<u>13,263.68</u>
Provisions		10.56	6.21
Employee Benefit Obligations		81.98	81.47
Current Tax Liabilities		346.00	460.50
Other Current Liabilities		1,690.84	920.94
Sub Total		<u>2,129.38</u>	<u>1,469.13</u>
TOTAL CURRENT LIABILITIES		12,738.46	14,732.80
TOTAL LIABILITIES		14,853.59	15,820.18
TOTAL EQUITY AND LIABILITIES		21,084.74	21,157.88

For, Captain Polyplast Ltd.

(Ramesh Khichadia)
Managing Director
DIN - 00087859



Place : Rajkot
Date : 15th June, 2021



CAPTAIN POLYPLAST LIMITED

STANDALONE CASH FLOW STATEMENT FOR THE YEAR ENDED 31ST MARCH, 2021

(Rs. In Lacs)

PARTICULARS		For the Year 31-March-21. Rs.	For the Year 31-March-20. Rs.
A	Cash Flow from Operating Activity		
	<i>Profit before tax</i>	1,243.37	1,723.04
	<i>Add: Adjustments for</i>		
	Depreciation & Amortization Expenses	416.37	421.56
	Interest & Dividend Income Received	(85.96)	(306.07)
	Credit balance written back	(17.64)	
	Other Comprehensive Income	12.07	(7.58)
	(Profit) / Loss on sale of assets		(0.14)
	Finance Cost	1,008.47	1,010.08
	Operating profit before working capital changes	2,576.69	2,840.89
	<i>Adjustment for:</i>		
	(Increase) / Decrease in Inventory	(73.52)	(360.53)
	(Increase) / Decrease in Trade Receivables	(1,741.51)	(448.55)
	(Increase) / Decrease in Loans and Advances	280.81	(133.28)
	Increase / (Decrease) in Current & Non Current Liabilities and Provisions	(2,077.75)	520.11
	(Increase) / Decrease in Other Current Assets	1,448.35	(2,035.25)
	Cash Generated from Operation	413.07	383.39
	Taxes paid	(412.24)	(400.98)
	Net Cash Flow from Operating Activity	0.83	(17.59)
B	Cash Flow from Investing Activity		
	(Increase) / Decrease in Property, Plant & Equipments (net)	(175.01)	(186.88)
	(Increase) / Decrease in Investments		11.04
	(Increase) / Decrease in Non-Current Assets		1.88
	(Profit) / Loss on sale of assets		0.14
	Interest & Dividend Income Received	85.96	306.07
	Net Cash Flow from Investing Activities	(89.05)	132.25
C	Cash Flow from Financing Activity		
	Increase / (Decrease) in Long Term & Borrowings	1,119.57	(174.65)
	Increase / (Decrease) in Short Term & Borrowings	55.54	1,356.81
	Finance Cost	(1,008.47)	(1,010.08)
	Payment of Principal Portion of Lease Liability	(135.60)	(108.96)
	Dividend & DDT	(20.15)	(24.29)
	Net Cash Flow from Financing Activities	10.90	38.83
	Net Increase / (Decrease) in Cash and Cash Equivalents	(77.32)	153.48
	Opening Balance of Cash and Cash Equivalents	324.95	171.47
	Closing Balance of Cash and Cash Equivalents	247.63	324.95
	Components of Cash and Cash Equivalents	For the Year 31-March-21. Rs.	For the Year 31-March-20. Rs.
	Cash on hand & Equivalents		
	- Cash on hand	2.22	17.13
	Balances with Scheduled Banks		
	- In Current Accounts	32.21	13.26
	- In Earmarked Accounts	213.20	294.55
		247.63	324.95
Notes :			
1 The above Cash Flow Statement has been prepared under the "Indirect Method" as set out in the Ind AS 7 "Cash Flow Statement" as notified by the Central Government under the Companies Act, 2013			
For, Captain Polyplast Ltd			
 			
(Ramesh Khichadia) Managing Director DIN - 00087859			
Place : Rajkot Date : 15th June, 2021			

CAPTAIN POLYPLAST LTD.

Regd. Office : UL 25, Royal Complex, Bhuthkhana Chowk, Dhebar Road, Rajkot - 360 002 (Gujarat)

Phone : +91-9909035390

E-mail : info@captainpolyplast.com

CIN : L25209GJ1997PLC031985

STATEMENT OF CONSOLIDATED FINANCIAL RESULTS FOR THE QUARTER AND YEAR ENDED 31ST MARCH, 2021

(Rs. In Lacs)

Sr. No.	Particulars	Consolidated				
		Quarter Ended			Year ended	Year ended
		31/03/2021	31/12/2020	31/03/2020	31/03/2021	31/03/2020
	Audited	Unaudited	Audited	Audited	Audited	
1	Revenue from Operation :					
	a) Net sales/income from Operation	6,354.32	3,893.31	4,860.12	17,440.12	18,195.52
	b) Other Operating Income	80.13	75.32	78.69	365.80	427.11
	c) Other Income	47.98	21.40	73.88	107.74	331.23
	Total Revenue	6,482.44	3,990.02	5,012.69	17,913.66	18,953.86
2	Expenses :					
	a) Cost of Materials Consumed	4,140.06	2,678.73	2,547.76	11,539.11	11,518.61
	b) Change in inventories of finished goods, Work-in-progress & Stock-in-trade	355.19	(181.24)	330.05	(21.35)	(198.20)
	c) Employees benefit expenses	245.46	240.31	291.46	991.06	1,090.03
	d) Finance Costs	296.45	242.76	288.25	1,008.47	1,010.08
	e) Depreciation and amortisation Exp.	117.96	101.22	107.11	416.37	421.56
	f) Other Expenses	951.52	672.07	1,049.19	2,736.63	3,388.75
	Total Expenses	6,106.64	3,753.85	4,613.83	16,670.29	17,230.82
3	Profit / (Loss) Before Tax	375.80	236.18	398.86	1,243.37	1,723.04
4	Tax Expenses					
	Current Tax - Pertaining to Current Year	113.02	63.67	107.40	342.96	462.41
	Current Tax - Pertaining to Prior Year	7.31	-	-	7.31	17.75
	Deferred Tax	(3.16)	(5.05)	(4.13)	(11.47)	(16.94)
	Total Tax Expenses	117.18	58.62	103.27	338.80	463.22
5	Net Profit / (Loss) for the Period	258.62	177.56	295.59	904.57	1,259.83
6	Other Comprehensive Income, net of income tax					
	a) i) items that will not be reclassified to profit and loss					
	- Remeasurement of the Defined Benefit (Liabilities) / Assets	(2.58)	(8.51)	(6.31)	(11.28)	(21.24)
	- Equity Instruments through Other Comprehensive Income	(1.48)	9.83	2.73	23.36	13.66
	- Share in Profit / (Loss) of Associate	6.38	2.10	(0.11)	12.22	12.01
	ii) income tax relating to items that will not be reclassified to profit and loss	1.02	(0.33)	0.90	-3.04	1.91
	b) i) items that will be reclassified to profit and loss	-	-	-	-	-
	ii) income tax relating to items that will be reclassified to profit and loss	-	-	-	-	-
	Total Other Comprehensive Income, net of income tax	3.35	3.09	(2.79)	21.25	6.34
7	Total Comprehensive Income for the Period (5+6)	261.97	180.65	292.80	925.82	1,266.17
8	Paid-up equity share capital	1,007.58	1,007.58	1,007.58	1,007.58	1,007.58
9	Reserves (Excluding Revaluation Reserves & Government Grant)	5,198.50	4,956.68	4,292.83	5,198.50	4,292.83
10	Earnings Per Share (EPS) not annualized (FV. Rs. 2/- each)					
	a) Basic (in Rs.)	0.52	0.36	0.58	1.84	2.51
	b) Diluted (in Rs.)	0.52	0.36	0.58	1.84	2.51
	See accompanying note to the Financial Results					

Notes :

- 1 The above Audited Consolidated Financial Results have been reviewed by the Audit Committee and approved by the Board of Directors at its meeting held on 15th June, 2021.
- 2 The Above Financial Results have been prepared in accordance with the applicable Indian Accounting Standards as prescribed u/s. 133 of the Companies Act, 2013 read with rule 3 of the Companies (Indian Accounting Standards) Rules, 2015 as amended and other recognized accounting practices and policies to the extent applicable.



CAPTAIN POLYPLAST LTD.

Regd. Office : UL 25, Royal Complex, Bhutkhana Chowk, Dhebar Road, Rajkot - 360 002 (Gujarat)

Phone : +91-9909035390

E-mail : info@captainpolyplast.com

CIN : L25209GJ1997PLC031985

STATEMENT OF CONSOLIDATED FINANCIAL RESULTS FOR THE QUARTER AND YEAR ENDED 31ST MARCH, 2021

- 3 The Company has only two reportable segments as per IND As 108 i.e.
Segment 1) Manufacturing of Micro Irrigation Systems & Allied Products
Segment 2) DCA cum CS of Indian Oil Corporation Ltd. (IOCL) - Polymer Business

(Rs. In Lacs)

Sr. No.	Particulars	Consolidated	
		Year Ended	Year Ended
		31/03/2021	31/03/2020
		Audited	Audited
	Segment Revenue		
	Segment 1	17,574.42	18,395.39
	Segment 2	339.24	558.47
	Total Revenue	17,913.66	18,953.86
	Segment Results (Profit Before Tax)		
	Segment 1	1,284.82	1,567.94
	Segment 2	(41.45)	155.11
	Total Profit Before Tax	1,243.37	1,723.04
	Segment Assets		
	Segment 1	18,158.00	16,974.73
	Segment 2	2,346.26	3,637.50
	Unallocable	555.40	508.35
	Total	21,059.66	21,120.59
	Segment Liabilities		
	Segment 1	9,824.15	10,651.88
	Segment 2	4,590.90	4,620.12
	Unallocable	438.54	548.18
	Total	14,853.59	15,820.18

- 4 The outbreak of corona virus (Covid-19) pandemic globally and in India is causing significant disturbance and slowdown of economic activity. The company has evaluated impact of this pandemic on its business operations. Based on the review and current indicators of future economic conditions, as on current date, the Company has concluded that the impact of Covid-19 is not material based on these estimates. Due to the nature of pandemic, the Company will continue to monitor developments to identify significant uncertainties in future periods, if any.
- 5 The above Financial Results are also available on our website www.captainpolyplast.com and stock exchange website www.bseindia.com.
- 6 The status of investor complaints received by the Company is as follows:
Pending at start of the quarter as on January 1, 2021 : NIL
Received during the quarter from January 1, 2021 to March 31, 2021 : NIL
Disposed during the quarter from January 1, 2021 to March 31, 2021 : NIL
Pending as on March 31, 2021 : NIL
- 7 Previous periods / years' figures have been re-grouped / re-classified, where necessary to make it comparable with the current period.

For, Captain Polyplast Ltd.

(Ramesh Khichadia)
Managing Director
DIN - 00087859



Place : Rajkot
Date : 15th June, 2021

CAPTAIN POLYPLAST LTD.

BALANCE SHEET AS AT 31ST MARCH, 2021 (CONSOLIDATED)

(Rs. In Lacs)

PARTICULARS	Note No.	As At 31-03-2021 Rupees	As At 31-03-2020 Rupees
I. ASSETS :			
1. NON-CURRENT ASSETS :			
(a) Property, Plant & Equipment		1,535.25	1,676.70
(b) Capital Work In Progress		33.00	-
(c) Right of Use of Assets		230.40	182.89
(d) Investments accounted for using Equity Method		126.99	114.78
Sub Total		1,925.64	1,974.38
Financial Assets			
(a) Investments		392.91	369.56
Sub Total		392.91	369.56
Deferred Tax Assets			
		35.49	24.02
Other Non Current Assets			
(a) Long Term Loans & Advances		488.15	502.66
Sub Total		488.15	502.66
TOTAL NON-CURRENT ASSETS		2,842.20	2,870.61
2. CURRENT ASSETS :			
Inventories		3,335.97	3,262.45
Sub Total		3,335.97	3,262.45
Financial Assets			
(a) Trade Receivables		11,217.34	9,475.83
(b) Cash and Cash Equivalents		2.22	17.13
(c) Bank Balances other than Cash and Cash Equivalents		245.41	307.82
Sub Total		11,464.97	9,800.78
Other Current Assets			
(a) Short-term Loans and Advances		1,101.42	1,423.30
(b) Other Current Assets		2,315.10	3,763.44
Sub Total		3,416.52	5,186.75
TOTAL CURRENT ASSETS		18,217.46	18,249.97
TOTAL ASSETS		21,059.66	21,120.59



CAPTAIN POLYPLAST LTD.

BALANCE SHEET AS AT 31ST MARCH, 2021 (CONSOLIDATED)

(Rs. In Lacs)

PARTICULARS	Note No.	As At 31-03-2021 Rupees	As At 31-03-2020 Rupees
II. EQUITY AND LIABILITIES :			
EQUITY			
Equity Share capital		1,007.58	1,007.58
Other Equity			
(a) Reserves and surplus		5,198.50	4,292.83
Equity attributable to Owners		<u>6,206.07</u>	<u>5,300.40</u>
TOTAL EQUITY		6,206.07	5,300.40
LIABILITIES			
NON-CURRENT LIABILITIES :			
Financial Liabilities			
- Borrowings		1,880.88	880.31
Sub Total		<u>1,880.88</u>	<u>880.31</u>
Government Grants		-	17.64
Other Non Current Liabilities (Financial Lease Liability)		234.25	189.44
Sub Total		<u>234.25</u>	<u>207.07</u>
TOTAL NON-CURRENT LIABILITIES		2,115.12	1,087.38
CURRENT LIABILITIES :			
Financial Liabilities			
(a) Short-Term Borrowings		6,302.96	6,237.73
(b) Trade Payables			
Total Outstanding Dues of Micro Enterprises & Small Enterprises		411.02	1,227.20
Total Outstanding Dues of Creditors other than Micro Enterprises & Small Enterprises		3,425.73	5,438.70
(c) Other Financial Liabilities		469.36	360.05
Sub Total		<u>10,609.08</u>	<u>13,263.68</u>
Provisions		10.56	6.21
Employee Benefit Obligations		81.98	81.47
Current Tax Liabilities		346.00	460.50
Other Current Liabilities		1,690.84	920.94
Sub Total		<u>2,129.38</u>	<u>1,469.13</u>
TOTAL CURRENT LIABILITIES		12,738.46	14,732.80
TOTAL LIABILITIES		14,853.59	15,820.18
TOTAL EQUITY AND LIABILITIES		21,059.66	21,120.59

For, Captain Polyplast Ltd.

(Ramesh Khichadia)
Managing Director
DIN - 00087859



Place : Rajkot
Date : 15th June, 2021

CAPTAIN POLYPLAST LIMITED

CONSOLIDATED CASH FLOW STATEMENT FOR THE YEAR ENDED 31ST MARCH, 2021

(Rs. In Lacs)

PARTICULARS		For the Year 31-March-21. Rs.	For the Year 31-March-20. Rs.
A	Cash Flow from Operating Activity		
	<i>Profit before tax</i>	1,243.37	1,723.04
	<i>Add: Adjustments for</i>		
	Depreciation & Amortization Expenses	416.37	421.56
	Interest & Dividend Income Received	(85.96)	(306.07)
	Credit balance written back	(17.64)	-
	Other Comprehensive Income	24.29	4.43
	(Profit) / Loss on sale of assets	-	(0.14)
	Finance Cost	1,008.47	1,010.08
	Operating profit before working capital changes	2,588.91	2,852.90
	<i>Adjustment for:</i>		
	(Increase) / Decrease in Inventory	(73.52)	(360.53)
	(Increase) / Decrease in Trade Receivables	(1,741.51)	(448.55)
	(Increase) / Decrease in Loans and Advances	280.81	(133.28)
	Increase / (Decrease) in Current & Non Current Liabilities and Provisions	(2,077.75)	520.11
	(Increase) / Decrease in Other Current Assets	1,448.35	(2,035.25)
	Cash Generated from Operation	425.28	395.40
	Taxes paid	(412.24)	(400.98)
	Net Cash Flow from Operating Activity	13.05	(5.58)
B	Cash Flow from Investing Activity		
	(Increase) / Decrease in Property, Plant & Equipments (net)	(175.01)	(186.88)
	(Increase) / Decrease in Investments	(12.22)	(0.96)
	(Increase) / Decrease in Non-Current Assets	-	1.88
	(Profit) / Loss on sale of assets	-	0.14
	Interest & Dividend Income Received	85.96	306.07
	Net Cash Flow from Investing Activities	(101.27)	120.24
C	Cash Flow from Financing Activity		
	Increase / (Decrease) in Long Term & Borrowings	1,119.57	(174.65)
	Increase / (Decrease) in Short Term & Borrowings	55.54	1,356.81
	Finance Cost	(1,008.47)	(1,010.08)
	Payment of Principal Portion of Lease Liability	(135.60)	(108.96)
	Dividend & DDT	(20.15)	(24.29)
	Net Cash Flow from Financing Activities	10.90	38.83
	Net Increase / (Decrease) in Cash and Cash Equivalents	(77.32)	153.48
	Opening Balance of Cash and Cash Equivalents	324.95	171.47
	Closing Balance of Cash and Cash Equivalents	247.63	324.95
	Components of Cash and Cash Equivalents	For the Year 31-March-21. Rs.	For the Year 31-March-20. Rs.
	Cash on hand & Equivalents		
	- Cash on hand	2.22	17.13
	Balances with Scheduled Banks		
	- In Current Accounts	32.21	13.26
	- In Earmarked Accounts	213.20	294.55
		247.63	324.95

Notes :

1 The above Cash Flow Statement has been prepared under the "Indirect Method" as set out in the Ind AS 7 "Cash Flow Statement" as notified by the Central Government under the Companies Act, 2013

For, Captain Polyplast Ltd.

(Ramesh Khichadia)
Managing Director
DIN - 00087859



Place : Rajkot
Date : 15th June, 2021



**Auditor's Report On Standalone Quarterly & Year to Date Financial Results of
'CAPTAIN POLYPLAST LTD.' Pursuant to the Regulation 33 of the SEBI
(Listing Obligations and Disclosure Requirements) Regulations, 2015.**

TO THE BOARD OF DIRECTORS OF 'CAPTAIN POLYPLAST LTD.'

We have audited the accompanying statement of standalone quarterly financial results of **CAPTAIN POLYPLAST LTD.** for the quarter ended **31/03/2021** and the year to date results for the period **01/04/2020** to **31/03/2021**, attached herewith, being submitted by the company pursuant to the requirement of Regulation 33 of the SEBI (Listing Obligations and Disclosure Requirements) Regulations, 2015. These quarterly financial results as well as the year to date financial results have been prepared on the basis of the interim financial statements, which are the responsibility of the company's management. Our responsibility is to express an opinion on these financial results based on our audit of such interim financial statements, which have been prepared in accordance with the recognition and measurement principles laid down in Indian Accounting Standard 34 (Ind AS 34) for Interim Financial Reporting, prescribed, under Section 133 of the Companies Act, 2013 read with relevant rules issued thereunder; or by the Institute of Chartered Accountants of India, as applicable and other accounting principles generally accepted in India.

We conducted our audit in accordance with the auditing standards generally accepted in India. Those standards require that we plan and perform the audit to obtain reasonable assurance about whether the financial results are free of material misstatement(s). An audit includes examining, on a test basis, evidence supporting the amounts disclosed as financial results. An audit also includes assessing the accounting principles used and significant estimates made by management. We believe that our audit provides a reasonable basis for our opinion.

In our opinion and to the best of our information and according to the explanations given to us these quarterly financial results as well as the year to date results:



- a) are presented in accordance with the requirements of Regulation 33 of the SEBI (Listing Obligation and Disclosure Requirements) Regulations, 2015, in this regard; and
- b) gives a true and fair view of the total comprehensive income (comprising of net profit and other comprehensive income) and other financial information for the quarter ended March 31, 2021 and for the year ended on that date.

Further, the statement includes figures for the quarter ended March 31, 2021 and March 31, 2020 represents the difference between the audited figures in respect of full financial year and the published figures of nine months ended December 31, 2020 and December 31, 2019, respectively, which were subjected to limited review by us.

For SVK & ASSOCIATES

Chartered Accountants

Firm No. – 118564W

Karia



Dhaval R. Karia

Partner

M. No. – 143121

UDIN: 21143121AAAABE5242

Place: Rajkot

Date: 15th June, 2021



Auditor's Report On Consolidated Quarterly & Year to Date Financial Results of 'CAPTAIN POLYPLAST LTD.' Pursuant to the Regulation 33 of the SEBI (Listing Obligations and Disclosure Requirements) Regulations, 2015.

TO THE BOARD OF DIRECTORS OF 'CAPTAIN POLYPLAST LTD.'

We have audited the accompanying statement of consolidated financial results of **CAPTAIN POLYPLAST LTD.** ("the Holding Company"), and **CAPTAIN PIPES LTD.** ("the Associate Company") (together referred to as "the Group") and its share of net profit / (loss) after tax and total comprehensive income / loss of its associates for the year ended 31st March, 2021 ('the Statement'), being submitted by the Parent pursuant to the requirement of Regulation 33 of the SEBI (Listing Obligations and Disclosure Requirements) Regulations, 2015, as amended. Attention is drawn to the fact that the consolidated figures for the corresponding quarter ended 31st March, 2021, as reported in these financial results have been approved by the Parent's Board of Directors, and have been subjected to audit by us.

This statement, which is the responsibility of the Parent's Management and approved by the Parent's Board of Directors, has been compiled from the related consolidated financial statements which have been prepared in accordance with the Indian Accounting Standards prescribed under section 133 of the Companies Act, 2013, read with relevant rules issued thereunder ('Ind AS') and other accounting principles generally accepted in India. Our responsibility is to express an opinion on the statement based on our audit of such consolidated financial statements.

We conducted our audit in accordance with the Standards on Auditing specified under section 143(10) of the Companies Act, 2013. Those Standards require that we comply with ethical requirements and plan and perform the audit to obtain reasonable assurance about whether the statement is free from material misstatements.



An audit involves performing procedures to obtain audit evidence about the amounts and the disclosures in the Statement. The procedures selected depend on the auditor's judgment, including the assessment of the risks of material misstatement of the Statement, whether due to fraud or error. In making those risk assessments, the auditor considers internal control relevant to the Parent's preparation and fair presentation of the Statement in order to design audit procedures that are appropriate in the circumstances, but not for the purpose of expressing an opinion on the Parent's internal financial control with reference to the Statement. An audit also includes evaluating the appropriateness of the accounting policies used and the reasonableness of the accounting estimates made by the Management, as well as evaluating the overall presentation of the Statement.

We believe that the audit evidence we have obtained is sufficient and appropriate to provide a basis for our audit opinion.

In our opinion and to the best of our information and according to the explanations given to us, and other financial information of the above mentioned associate, the aforesaid statement read together with the notes thereon,

- a) is presented in accordance with the requirements of Regulation 33 of the SEBI (Listing Obligation and Disclosure Requirements) Regulations, 2015, as amended; and
- b) gives a true and fair view in conformity with the recognition and measurement principles laid down in the aforesaid Indian Accounting Standards and other accounting principles generally accepted in India of the consolidated total comprehensive income (comprising of net [profit/loss] and other comprehensive income/ loss) and other financial information of the Group for the year ended 31/03/2021.



We have reviewed the financial statements / financial information of the associate company included in the consolidated quarterly and year ended results, whose financial statements / financial information reflect total revenue of Rs. 1262.41 Lacs and Rs. 4074.69 Lacs for the quarter and year ended 31st March, 2021, respectively. The consolidated financial results also include holding company's share in profit of associate company Rs. 6.38 lacs and 12.22 lacs, respectively for the quarter and year ended 31st March, 2021. These financial statements / financial information have been certified by the company's management and furnished to us, and our opinion, in so far as it relates to the amount included in respect of associate company, are based on these certified statements.

Our opinion on the statement is not modified in respect of the above matter.

Further, the statement includes figures for the quarter ended March 31, 2021 and March 31, 2020 represents the difference between the audited figures in respect of full financial year and the published figures of nine months ended December 31, 2020 and December 31, 2019, respectively, which were subjected to limited review by us.

For SVK & ASSOCIATES

Chartered Accountants

Firm No. – 118564W

Dhaval R. Karia

Partner

M. No. – 143121

UDIN: 21143121AAAABF9094



Place: Rajkot

Date: 15th June, 2021



CAPTAIN POLYPLAST LTD.

REGD.OFFICE : UL-25, Royal Complex, Bhutkhana Chowk, Dhebar Road, Rajkot-360 002 (Guj.) India. Tele : +91-9909035390, +91-9909035391
H.O. & WORKS : Survey No. 267, Plot No. 10A, 10B & 11, N.H. No. 27, SHAPAR (Veraval), Dist. Rajkot-360 024 (Gujarat) India. Telefax : +91-2827-253006, 252056
web : www.captainpolyplast.com | e-mail : info@captainpolyplast.in
CIN NO. : L25209GJ1997PLC031985

Date: 15TH JUNE, 2021

To
The Manager
Listing Operations (Equity)
BSE Limited
P J Towers, Dalal Street,
Mumbai 400 001

Captain Polyplast Ltd. | Scrip Code: 536974

Dear Sir / Madam

Sub.: Declaration regarding Auditors' Report with unmodified opinion for the quarter and financial year ended 31st March, 2021
Ref.: SEBI Circular CIR/CFD/CMD/56/2016 dated 27th May, 2016
SEBI Circular CIR/CFC/FAC/62/2016 dated 5th July, 2016

Pursuant to the Securities and Exchange Board of India (Listing Obligations and Disclosure Requirements) (Amendment) Regulation, 2016 read with above referred SEBI Circulars and further to our filing of financial results for the quarter and year ended on 31st March, 2021 made with Stock Exchange, we hereby declare that the Statutory Auditors of the Company, M/s. SVK & Associates, Chartered Accountants, (F. R. No. 118564W) have issued an Audit Report with unmodified opinion on the Audited Financial Results (Standalone & Consolidated) for the quarter and year ended 31st March, 2021.

We request to kindly take the same on record and oblige.

Thanking You

Yours faithfully,

For, CAPTAIN POLYPLAST LTD.



(RAMESH D. KHICHADIA)
MANAGING DIRECTOR
DIN NO.: 00087859

PLACE: RAJKOT
DATE: 15TH JUNE, 2021

AN ISO 9001:2015 COMPANY

MFG.: DRIP, SPRINKLER & MINI SPRINKLER IRRIGATION SYSTEM